


ADAMAS



SIZING/SELECTION CHART

Use this Chart to Determine the Correct Disposer for Your Needs . . .

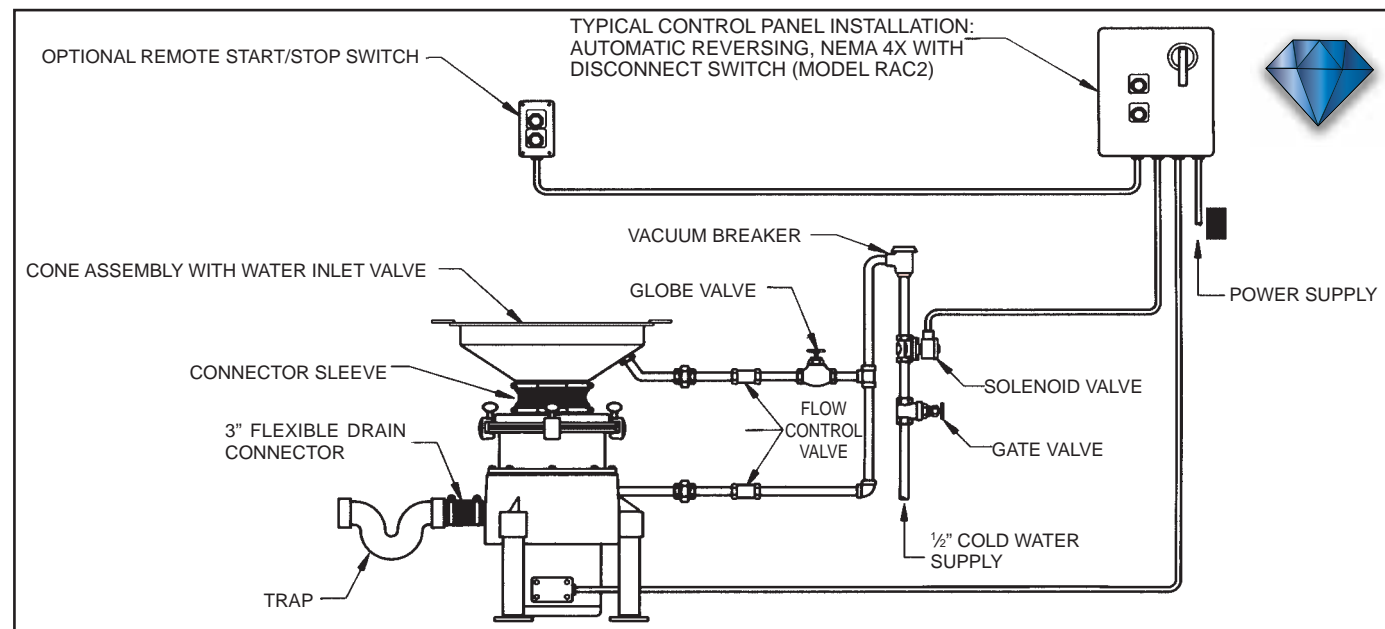
RECOMMENDED APPLICATION

Churches Caterers Private Clubs Convenience Stores Bed & Breakfast Inns Airport Snack Bars Salad Sinks	Schools Health Clubs Small Kitchens Vegetable Prep. Areas Nursing Care Facilities Salad Prep. Areas Pot Sinks	Cafeterias Hospitals Universities Steak Houses Ship's Galleys Central Shipping Areas Pre-rinse Sinks	Hotels Supermarkets Commissaries Cruise Ships Large Restaurants Resort Banquet Halls Large Central Dishwashers
--	---	--	--

RECOMMENDED SERIES AND HORSEPOWER

MEALS PER HOUR	SERIES	HP	SERIES	HP	SERIES	HP	SERIES	HP
75	6	¾	6	1	—	—	—	—
150	6	¾	6	1 ¼	—	—	—	—
300	6	¾	6	1 ½	8	1 ½	—	—
500	6	1	6	2	8	1	—	—
900	—	—	8	1 ½	8	3	10	3
1500	—	—	8	2	8	5	10	5
2000	—	—	8	3	10	3	10	7 ½
2800	—	—	—	—	10	5	10	10
3500	—	—	—	—	10	7 ½	15	7 ½
4400	—	—	—	—	10	10	15	10
6000	—	—	—	—	10	7 ½	15	10

TYPICAL INSTALLATION DIAGRAM:




ANAHEIM MARKETING INTERNATIONAL
4332 E. La Palma Ave. Anaheim, CA. 92807
714-993-1707 • fax 714-993-1930
ContactUs@AnaheimMarketing.com



JONECA CORPORATION
4388 E. La Palma Ave. Anaheim, CA. 92807
714-993-5997 • fax 714-993-2126
ContactUs@Joneca.com

ADAMAS



COMMERCIAL FOOD WASTE DISPOSERS



AdamasDisposers.com

ADAMAS



Hostile Environment Models Available:
Oil Rigs, Ocean Vessels, Outdoor Installation.

Adamas (Greek) Adamant, inflexible; used by Greek and Latin writers for a stone (as a diamond) of impenetrable hardness.

This definition is the philosophy on which ADAMAS DISPOSERS are built.

BENEFITS

- SAVE ON LABOR
- MORE SANITARY KITCHEN AND WORK AREAS
- SAVE ON TRASH PICK UP COSTS
- GOOD FOR THE ENVIRONMENT
- MAKES KITCHEN EFFICIENT
- REDUCES ODORS
- REDUCES PEST INFESTATION



A MODEL TO FIT YOUR NEEDS

Hotels
Supermarkets
Commissaries
Cruise Ships
Restaurants
Resort Banquet Halls
Large Central Dishwashers

Cafeterias
Hospitals
Universities
Steak Houses
Ship Galleys
Central Shipping Areas
Pre-rinse Sinks

Schools
Health Clubs
Small Kitchens
Vegetable Prep. Areas
Nursing Care Facilities
Salad Prep. Areas
Pot Sinks

Churches
Caterers
Private Clubs
Convenience Stores
Bed & Breakfast Inns
Airport Snack Bars
Salad Sinks

DISPOSER models



"6" Series*

"8" Series

"10" Series

"15" Series

1 1/2 & 2 HP Models supplied with Center Support Leg	"6" Series	"8" Series	"10" Series	"15" Series
Disposing Rate: (Lbs./Hour)	300	800	1500	3000
Rotor Diameter: (Inches)	6	8	10	15
Horsepower Sizes:	3/4, 1, 1 1/4, 1 1/2, 2	1 1/2, 2, 3, 5	3, 5, 7 1/2, 10	5, 7 1/2, 10
Throat Opening: (Inches)	4 1/2	4 1/2 & 7	7	7
Offset Throat Model Availability:	No	Yes	Yes	Yes

ADVANTAGES OVER THE COMPETITORS

1. Spring Loaded Mechanical Seals by Qualiseal provides superior motor protection as opposed to ordinary lip seals.
2. Power Coated Housing to prevent body corrosion.
3. Genuine Fernco fittings allows for easy and secure mounting to sinks and plumbing.
4. Quick Release Lid Clamps on "6" and "8" Series models allow for easy servicing without dismantling or removing disposer.
5. Competitive Pricing.
6. Made in U.S.A. by a company with over 60 years of experience in food waste reduction.

Other features include:

- Reversible Shattering allows for two way cutting action if needed.
- NEMA4 Watertight Controls
- Continuous Duty Motors.

SERIES 6

Controls:
RMS & MS
Manual Reversing
or Non Reversing



Included With Sink or Cone Style Mounting Assembly



Cone Mount



Sink Mount


3.25" - 4" Opening

Mounting Assemblies:
12", 15" & 18"
With Water Swirl Inlet
Cones: 4.5" Opening

Scrapping Ring: 4.5" Opening

SERIES 8

Controls:
RAC 1, RAC 2, RMS, MS
Automatic, Manual
Reversing
& Non Reversing



Cone Mount




Sink Mount
Scrapping Ring
Sink Adapter

Mounting Assemblies:
Cones: 12", 15" & 18"
With Water Swirl Inlet
4.5" or 7" Opening

Scrapping Ring: 4.5" or 7" Opening

SERIES 10 & 15

Controls:
RAC 1, RAC 2
Automatic Reversing



RAC 1

RAC 2

Included With Sink or Cone Style Mounting Assembly



Cone Mount



Sink Mount

Sink Adapter

Mounting Assemblies:
Cones: 12", 15" & 18"
With Water Swirl Inlet
7" Opening

Scrapping Ring: 7" Opening

CONTROLS AND MOUNTING

CONTROLS AND MOUNTING

CONTROLS AND MOUNTING

 Self Contained Models Available

